

Signify Classified - Internal
Cooper Lighting Solutions Photometric Lab
1121 Highway 74 South
Peachtree City, GA 30269



Scaled data based on original data using
LM-79-08 Approved Method: Electrical and Photometric Measurements of Solid-
State Lighting Products

Test Report Prepared for
Cooper Lighting Solutions
(formerly Eaton)

Brand: STREETWORKS

Report Number: P367503

Luminaire Tested: **PMM-SA2C-830-U-5WQ**

Issue Date: 12/2/2019

Report Generated By 670245982

Test Information

Test Method: LM-79-08
Report Number: P367503
TEST IS SCALED FROM IESNA LM-79-08 TEST DATA (G2-1910-543-4)
Test Lab: INNOVATION CENTER
Issue Date: 12/2/2019
Manufacturer: COOPER LIGHTING SOLUTIONS (FORMERLY EATON)
Product Line: STREETWORKS
Catalog Number: PMM-SA2C-830-U-5WQ
Description: MESA POST TOP DECORATIVE LUMINAIRE. (2) LIGHTSQUARES WITH 16 LEDS EACH AND TYPE V WIDE OPTICS.
Light Source: -
Ballast/Driver: ELECTRONIC DRIVER

Summary

Lumens per Lamp: N/A
Luminaire Lumens: 10516 lumens
Efficiency: N/A
Efficacy: 93.1 lumens/watt
Luminous Opening: Rectangular (W 0.5' x L: 1' x H: 0')
IES Classification: Type V - Short
BUG Rating: B4 - U0 - G2

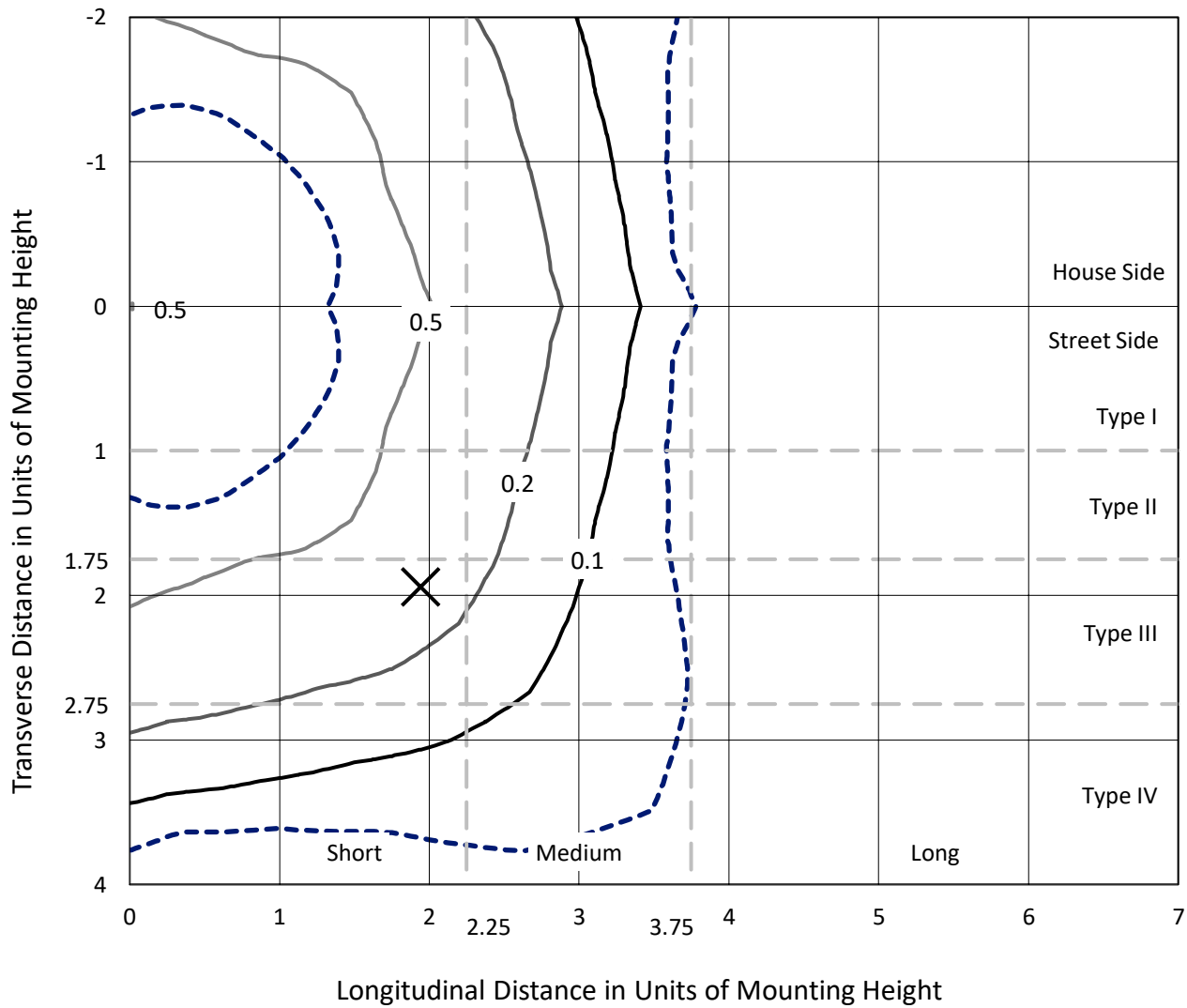
Input Watts (W): 113
Input Voltage (V): NR
Input Current (Ain): NR
Voltage Rise (V): NR
Power Factor: NR
Total Harmonic Distortion (THDi): NR
Frequency (hertz): 60
Stabilization Time: NR
Operation Time: NR
Ambient Temperature (°C): NR
Test Distance: 28.75 FT



REPORT NUMBER: P367503
 CATALOG NUMBER: PMM-SA2C-830-U-5WQ

Iso-Footcandle Lines of Horizontal Illumination

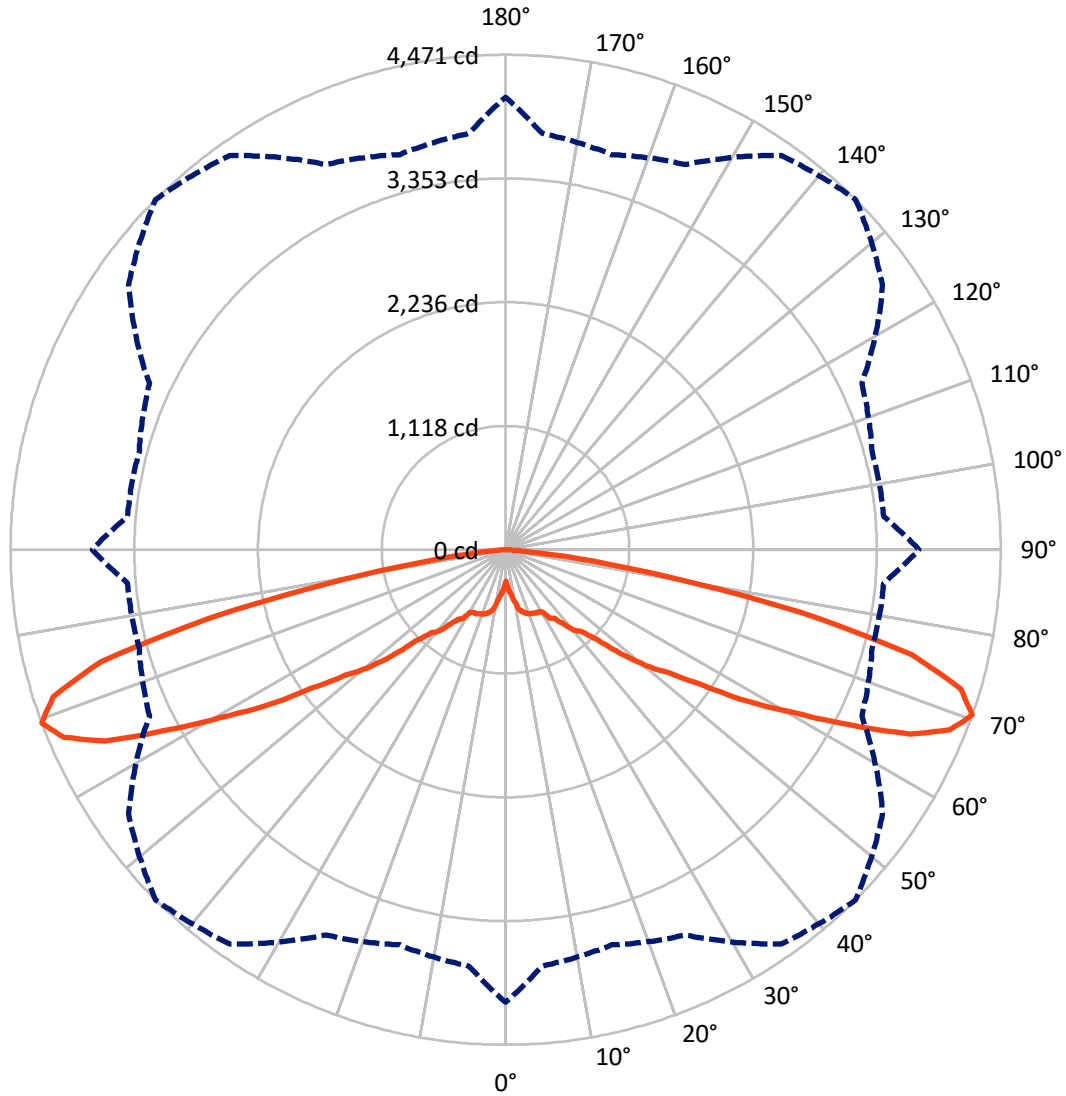
× Max cd
 - - - 1/2 Max cd



Based on 25 foot mounting height. Maximum calculated value = 0.9 fc
 Type V - Short - N/A

REPORT NUMBER: P367503
CATALOG NUMBER: PMM-SA2C-830-U-5WQ

Luminous Intensity Polar Plot



— Vertical Plane Through 45-Deg Lateral - - - Horizontal Cone Through 70-Deg Vertical

REPORT NUMBER: P367503
 CATALOG NUMBER: PMM-SA2C-830-U-5WQ

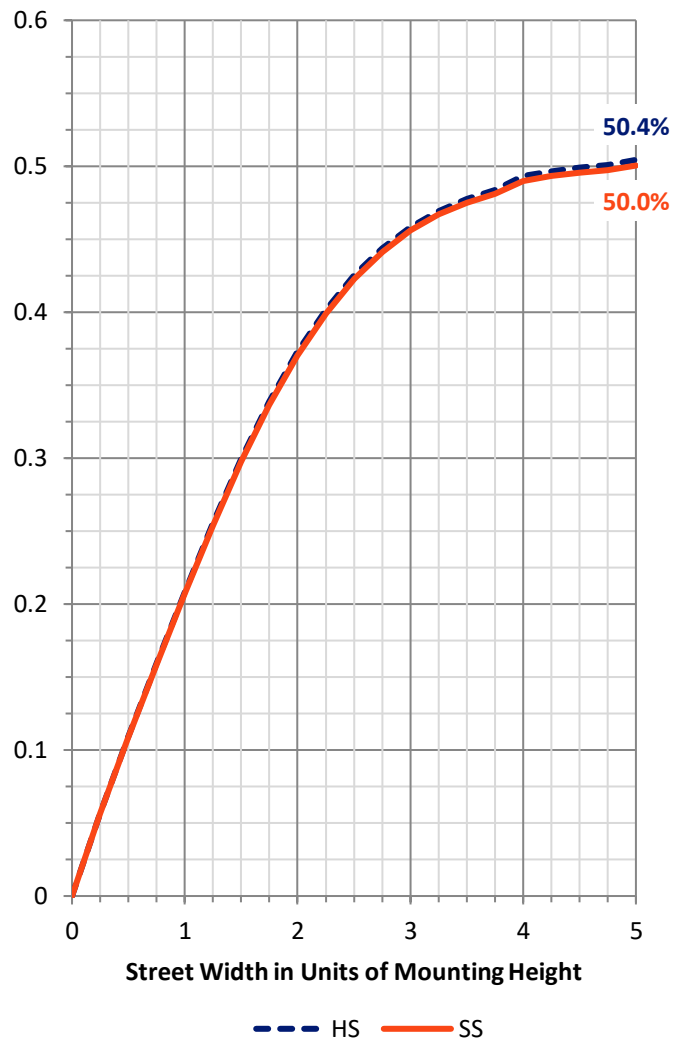
FLUX DISTRIBUTION:

		Downward	Upward	Total
House Side	Lumens	5258.0	0.0	5258.0
	% Fixture	50.0	0.0	50.0
Street Side	Lumens	5258.0	0.0	5258.0
	% Fixture	50.0	0.0	50.0
Total	Lumens	10516.0	0.0	10516.0
	% Fixture	100.0	0.0	100.0

ZONAL LUMENS:

Zone	Lumens	% Fixture
0°-10°	41.3	0.4
10°-20°	165.5	1.6
20°-30°	313.0	3.0
30°-40°	545.1	5.2
40°-50°	1042.1	9.9
50°-60°	2020.8	19.2
60°-70°	3538.5	33.6
70°-80°	2659.3	25.3
80°-90°	190.3	1.8
90°-100°	0.0	0.0
100°-110°	0.0	0.0
110°-120°	0.0	0.0
120°-130°	0.0	0.0
130°-140°	0.0	0.0
140°-150°	0.0	0.0
150°-160°	0.0	0.0
160°-170°	0.0	0.0
170°-180°	0.0	0.0
0°-90°	10516.0	100.0
0°-180°	10516.0	100.0

Coefficient of Utilization

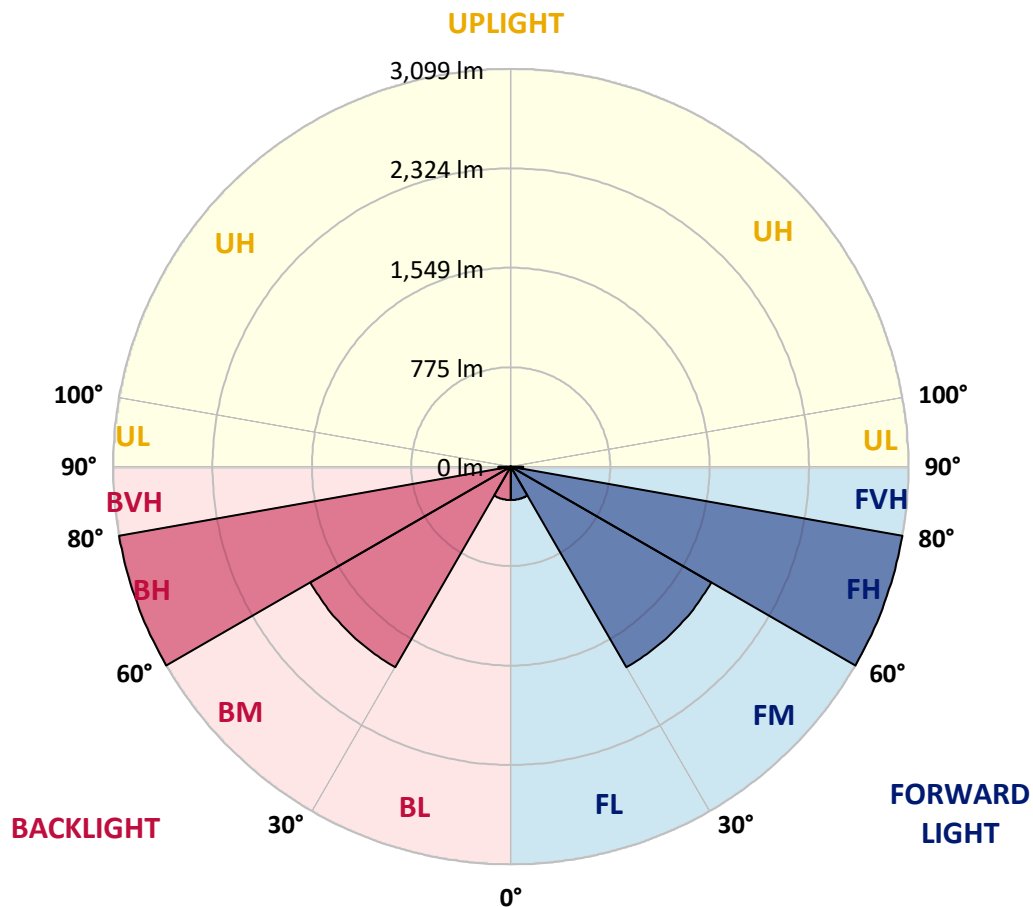


REPORT NUMBER: P367503
 CATALOG NUMBER: PMM-SA2C-830-U-5WQ

LUMINAIRE CLASSIFICATION SYSTEM LUMEN TABLE AND BUG RATING:

Zone	Lumens	% Fixture	Zone Rating/Lumen Limit		
			B	U	G
FL (0°-30°)	259.9	2.5			
FM (30°-60°)	1804.0	17.2			
FH (60°-80°)	3098.9	29.5			G2/5000
FVH (80°-90°)	95.1	0.9			G1/100
BL (0°-30°)	259.9	2.5	B1/500		
BM (30°-60°)	1804.0	17.2	B2/2500		
BH (60°-80°)	3098.9	29.5	B4/5000		G2/5000
BVH (80°-90°)	95.1	0.9			G1/100
UL (90°-100°)	0.0	0.0		U0/0	
UH (100°-180°)	0.0	0.0		U0/0	

BUG Rating: B4-U0-G2
 Type V Short





REPORT NUMBER: P367503

CATALOG NUMBER: PMM-SA2C-830-U-5WQ

CANDELA DISTRIBUTION (FULL):

	0°	5°	15°	25°	35°	45°	55°	65°	75°	85°	90°
0°	284.3	284.3	284.3	284.3	284.3	284.3	284.3	284.3	284.3	284.3	284.3
2.5°	345.9	340.6	323.9	324.7	332.5	333.3	334.1	323.9	321.5	342.3	343.5
5°	439.4	427.1	414.9	410.0	402.7	382.3	404.7	407.1	412.0	427.9	435.3
7.5°	501.8	486.7	470.0	459.8	439.8	423.0	441.4	456.5	466.3	484.2	494.4
10°	513.6	504.6	503.8	485.9	482.2	488.3	487.1	487.5	502.2	502.6	508.7
12.5°	550.7	557.3	544.6	538.5	542.2	557.3	545.0	539.7	543.4	560.1	553.2
15°	599.3	607.0	587.9	578.1	568.3	582.6	569.9	579.3	591.1	603.4	597.2
17.5°	653.1	653.5	627.4	591.1	599.7	601.7	597.2	589.5	623.4	652.7	649.9
20°	682.5	682.1	637.2	587.9	613.2	617.6	613.6	587.0	638.0	678.4	677.2
22.5°	712.7	703.7	649.9	609.9	619.3	622.9	613.6	611.1	649.9	706.2	705.8
25°	729.0	736.8	677.6	652.7	645.0	636.4	644.6	648.6	685.8	740.8	724.9
27.5°	780.0	767.4	685.8	683.3	667.0	633.1	661.3	681.3	683.3	772.3	788.6
30°	826.1	831.0	722.5	726.2	696.4	653.5	697.2	729.0	735.1	831.8	830.2
32.5°	875.1	877.1	787.8	749.8	737.2	735.5	718.8	746.6	794.7	872.2	875.5
35°	949.3	966.0	846.1	795.1	779.2	762.9	777.6	802.4	847.3	963.6	955.4
37.5°	1119.4	1092.9	973.0	867.3	856.7	850.2	862.0	880.0	971.8	1095.8	1133.7
40°	1238.1	1225.5	1062.3	986.8	919.9	955.0	927.3	996.6	1072.5	1226.3	1250.8
42.5°	1422.1	1365.8	1198.2	1104.7	1035.4	1010.5	1026.0	1116.6	1213.3	1384.6	1432.7
45°	1598.8	1511.9	1368.3	1285.9	1180.6	1154.5	1175.3	1281.8	1393.6	1529.0	1613.9
47.5°	1779.1	1689.3	1531.5	1412.3	1326.3	1404.2	1336.1	1437.2	1548.6	1706.1	1781.5
50°	1966.3	1866.8	1711.0	1581.2	1573.9	1642.8	1561.2	1613.1	1716.3	1879.5	1968.4
52.5°	2181.3	2074.0	1918.2	1830.5	1847.6	1843.1	1826.8	1817.4	1919.0	2079.3	2185.0
55°	2437.1	2321.3	2196.8	2156.5	2203.8	2152.8	2176.9	2173.6	2188.3	2302.9	2426.5
57.5°	2746.4	2615.4	2490.6	2481.6	2542.4	2590.5	2547.7	2486.1	2460.4	2571.8	2713.3
60°	3136.0	2975.2	2838.1	2810.0	2983.4	2983.0	2944.2	2806.3	2796.5	2922.6	3093.1
62.5°	3566.3	3370.5	3220.8	3175.9	3447.6	3478.2	3357.5	3110.3	3160.8	3262.4	3464.8
65°	3931.9	3696.5	3557.0	3544.7	3876.8	4011.8	3745.0	3406.8	3423.2	3507.6	3726.7
67.5°	4170.1	3886.6	3775.6	3834.8	4247.6	4332.1	4084.0	3605.1	3547.2	3582.3	3844.2
70°	4086.5	3774.8	3694.9	3838.5	4343.5	4471.2	4157.1	3549.6	3426.4	3428.1	3732.4
72.5°	3452.9	3156.4	3194.3	3457.8	4116.7	4295.8	3819.3	3206.1	2954.0	2947.9	3224.1
75°	2283.3	2085.1	2234.8	2645.6	3422.3	3788.7	3164.5	2513.0	2196.8	2094.0	2307.4
77.5°	998.7	973.4	1099.4	1563.7	2333.1	2730.4	2267.0	1641.6	1194.9	993.8	1085.6
80°	267.6	261.9	328.8	593.2	1135.7	1503.7	1226.7	654.8	341.9	248.9	263.9
82.5°	97.5	99.9	122.0	166.0	374.1	633.1	407.5	191.3	129.3	106.1	106.1
85°	42.4	41.2	59.2	66.5	102.0	143.2	117.1	81.2	65.3	49.0	46.9
87.5°	11.4	14.3	20.0	20.8	26.5	21.6	31.0	28.6	24.5	17.1	13.9
90°	0.0	0.0	0.0	0.0	0.0	0.0	0.0	0.0	0.0	0.0	0.0

(END OF REPORT)